
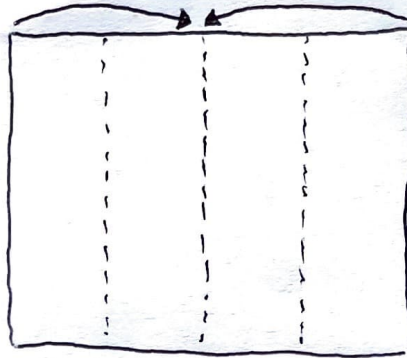


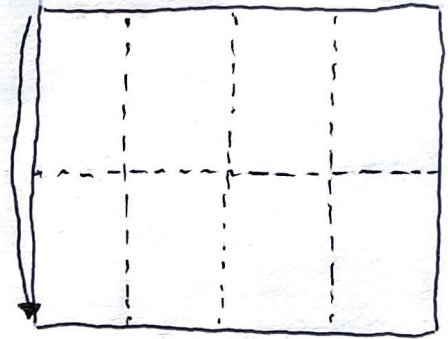
How to Fold a Single-Sheet Zine



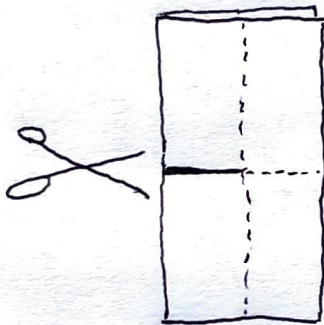
CREASE PAPER IN THE MIDDLE.



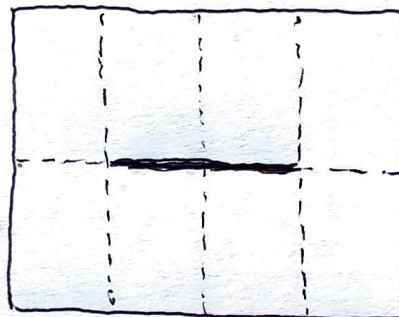
FOLD BOTH SIDE EDGES TO THE MIDDLE TO MAKE 4 EQUAL SECTIONS.



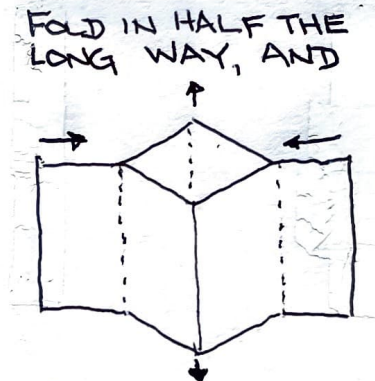
FOLD TOP TO BOTTOM TO CREATE 8 EQUAL SECTIONS.



FOLD IN HALF ON THE ORIGINAL CREASE AND CUT FROM FOLDED EDGE TO THE NEXT CREASE.

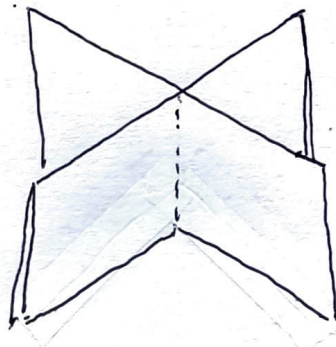


UNFOLDED, IT SHOULD NOW LOOK LIKE THIS
---- = FOLD — = CUT

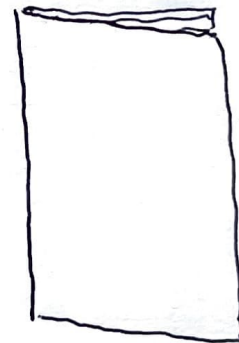


FOLD IN HALF THE LONG WAY, AND

PUSH INWARD.



ONCE YOU HAVE THIS...



FOLD THE PAGES INTO THIS!